



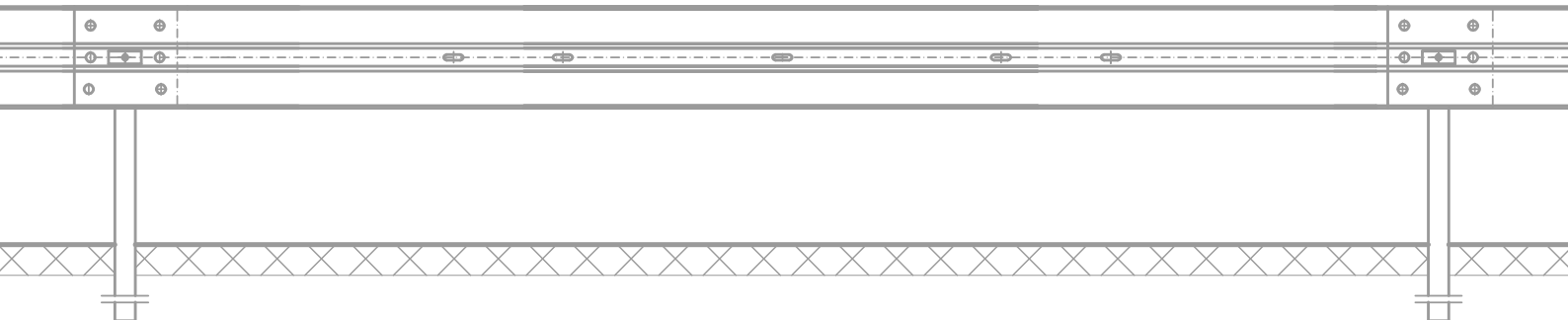
**passco** H1-A-W3 (ES 4.00)



**passco** N2-A-W2 (ES 4.00)



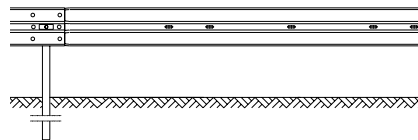
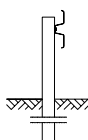
**passco** SR H1-A-W4 (ES 4.00)



**passco** L1 NEO

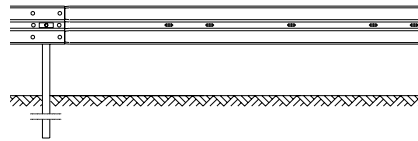
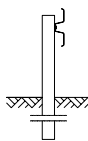
## passco L1 NEO H1-A-W3 (ES 4.00)

Aufhaltestufe / Containment Level	H1
Anprallheftigkeitsstufe / Impact Severity Level	A
Wirkungsbereichsklasse / Working Width	W3 = 1,00 m
Fahrzeugeindringung / Vehicle Intrusion	VI4 = 1,20 m
Gewicht Profil „A“ / Weight	14,08 kg/m
Gewicht Profil „B“ / Weight	13,74 kg/m



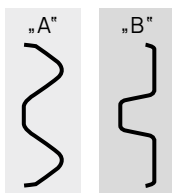
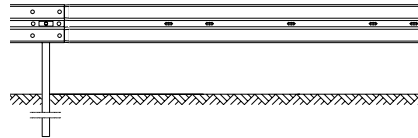
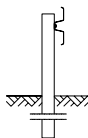
## passco L1 NEO N2-A-W2 (ES 4.00)

Aufhaltestufe / Containment Level	N2
Anprallheftigkeitsstufe / Impact Severity Level	A
Wirkungsbereichsklasse / Working Width	W2 = 0,80 m
Gewicht Profil „A“ / Weight	14,08 kg/m
Gewicht Profil „B“ / Weight	13,74 kg/m



## passco L1 NEO SR H1-A-W4 (ES 4.00)

Aufhaltestufe / Containment Level	H1
Anprallheftigkeitsstufe / Impact Severity Level	A
Wirkungsbereichsklasse / Working Width	W4 = 1,30 m
Fahrzeugeindringung / Vehicle Intrusion	VI7 = 2,30 m
Gewicht Profil „A“ / Weight	13,64 kg/m
Gewicht Profil „B“ / Weight	13,24 kg/m



**PASS+CO**<sup>®</sup>

www.passco.international  
 info@passco.international  
 #passcoworld

**CE**  
 1020